

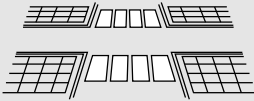
# METHODS FOR THE USE OF PROFESSIONAL DISINFECTANTS

## ROKOPOL ANTI VIRUS

INSTRUCTIONS BROCHURE

### WHAT DO WE DISINFECT?

#### PAVEMENTS, ROADS



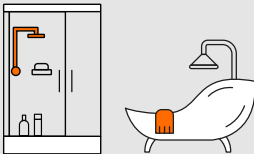
#### STATIONS, STOPS



#### WAREHOUSES



#### BATHS, SHOWERS

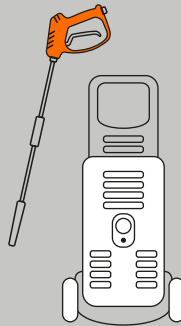


#### TOILETS



### HOW DO WE DISINFECT?

- Directly under pressure – using pressure washers.
- Do not rinse the product with water after spraying.
- Allow the surface to be disinfected.



### PROTECTIVE MEASURES


Protective gloves



Goggles



Protective coveralls



- Spray ROKOPOL ANTI VIRUS on the bathtub or shower cabin.
- Rinse after 3-5 minutes with running water.



Protective gloves



- Apply ROKOPOL ANTI VIRUS evenly under the upper edge of the toilet bowl.
- Rinse after 3-5 minutes with running water.



Protective gloves

